


Remote Education Work Pack

Remote Education Work Pack

Year 2

Autumn 1



Name:

Date:



Year 2 Mental Maths Test 1: Addition, Subtraction, Multiplication, Division and Fractions.

Practice Question

$5 + 1 =$

$1.5 + 4 =$

$2.13 - 5 =$

$$7. ? + 3 = 9$$

$$8. 25 + 8 =$$

$$9. 5 + 9 + 3 =$$

$$10. 47 + 33 =$$

[illegible]



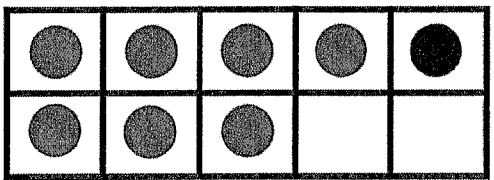
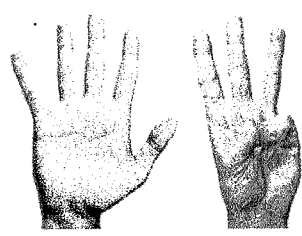
[illegible]

[illegible]


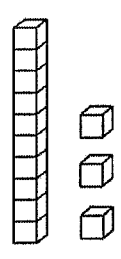
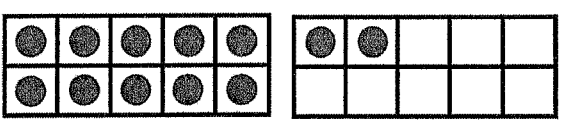

[illegible]


[illegible][illegible][illegible]

Odd one out

Odd one out



Class Count

Count in 2s

Challenge part 1

1	2	3	4	5		7	8	9	10
11		13	14	15	16	17	18	19	20

Count in 2s

Challenge part 2

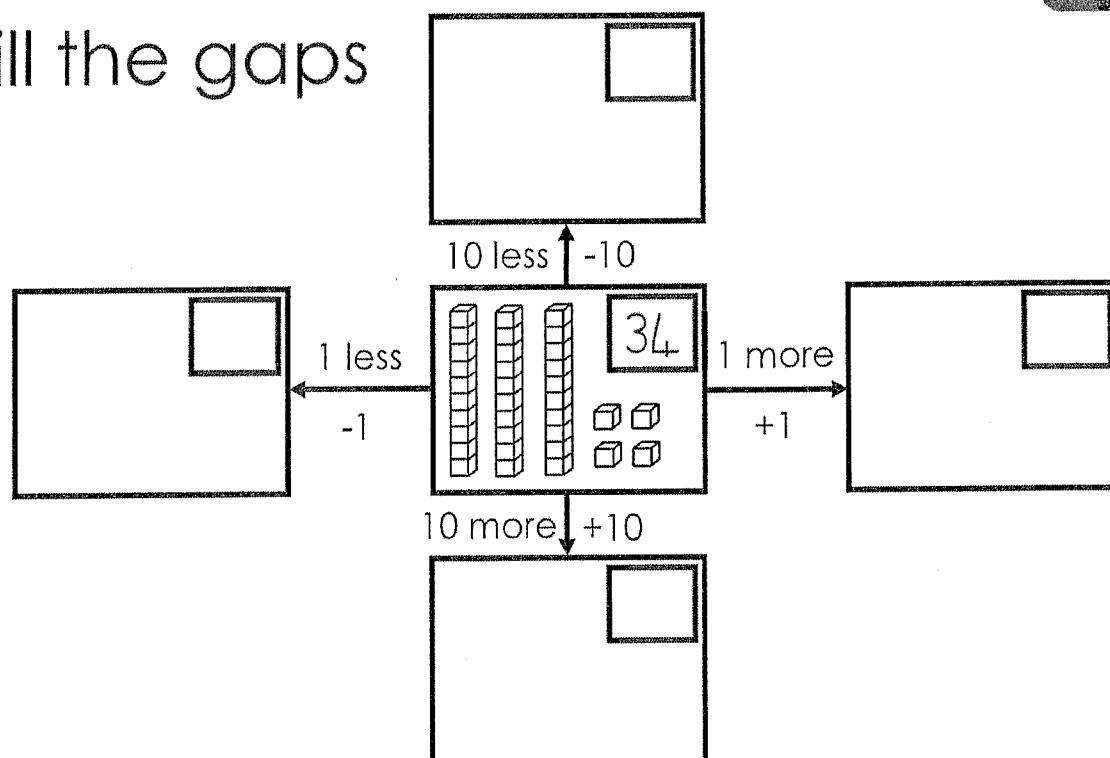
1	2	3	4	5		7	8	9	
11		13	14	15	16	17		19	20

Count in 2s

Challenge part 3

1		3	4	5		7	8	9	
11		13		15	16	17		19	20

Fill the gaps



True or false? \checkmark \times

$$74 + 1 = 84$$

$$26 - 1 = 25$$


$$43 + 10 = 53$$

$$26 - 10 = 36$$

National Curriculum Statement	All students																					
	Fluency	Reasoning	Problem Solving																			
Place Value Recognise the place value of each digit in a 2 digit number (tens, ones)	<ul style="list-style-type: none">In the number 36 there are ___ groups of ten and ___ ones.The number ___ is made up of seven groups of ten and eight ones.The number 89 shows ___ in the tens place and ___ in the ones place.	<ul style="list-style-type: none">Use manipulatives to show and then explain the value of 5 in the following numbers: 35, 56, 75Use manipulatives to make 2 digit numbers where the ones digit is two less than the tens digit. What is the largest number you can make? What is the smallest number?Sally says 'My number has 5 tens. The ones digit is less than the tens.' What could Sally's number be?	<ul style="list-style-type: none">Work in a pair. Partner A writes down a 2 digit number. Partner B guesses the number. Partner A ticks one of the columns in the table below and Partner B keeps guessing until they guess the correct number. <table><tr><th>Clue</th><th>Guess 1</th><th>Guess 2</th></tr><tr><td>Both digits correct</td><td></td><td></td></tr><tr><td>Tens digit correct</td><td></td><td></td></tr><tr><td>Ones digit correct</td><td></td><td></td></tr><tr><td>Neither digit correct</td><td></td><td></td></tr></table> <ul style="list-style-type: none">You have 0-9 number cards Using each card once, make:<ul style="list-style-type: none">-Largest even number-Largest odd number- Smallest odd number-Largest multiple of 5- Number closest to 50.How many 2 digit numbers can you make using 3 counters and the number grid below? <table><tr><th>Tens</th><th>Ones</th></tr><tr><td>● ●</td><td>● ● ●</td></tr></table>	Clue	Guess 1	Guess 2	Both digits correct			Tens digit correct			Ones digit correct			Neither digit correct			Tens	Ones	● ●	● ● ●
	Clue	Guess 1	Guess 2																			
Both digits correct																						
Tens digit correct																						
Ones digit correct																						
Neither digit correct																						
Tens	Ones																					
● ●	● ● ●																					

Star Number Bonds to 10

Write the missing number to make each star equal to 10.



Years 1 and 2 Words (4)

Roll a dice to move along the board. Say the word you land on.
If you don't know the word, move back.

here	bath	because	last	half	everybody
school		clothes	cold		be
your		fast	kind		are
parents		prove	there		where
Start	they	put	Christmas		

Common Exception Words

d o o r d f l o o r y s
 h w f r b e h i n d w z
 p z i s c d z f g h c j
 o l n n o p q r s t h v
 o x d m z z c w z f i h
 r j k i n d o i q r l t
 e v w n s z a l j d d f
 g j i d k z m d o p r z
 c l i m b x y z a b e d
 z f g h c h i l d n n p
 q r t z d j y x z z a b
 b e c a u s e j k z m n

door
 floor
 poor
 because

find
 kind
 mind
 behind

child
 children
 wild
 climb

Common Exception Words

a b c d e f g h i j k l m n o p q r s t u v w x y z
A B C D E F G H I J K L M N O P Q R S T U V W X Y Z

door

floor

poor

because

find

kind

mind

behind

child

children

wild

climb

most

only

both

old

cold

gold

hold

told

every


great

break


steak

My Phase 5 Sound Mat


ay




ou




ie




ea




oy




ir



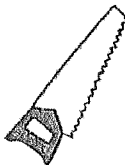
ue




ue




aw




wh




ph




ew




ew



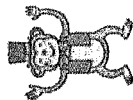
oe




au



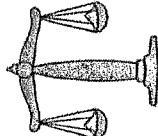
ey



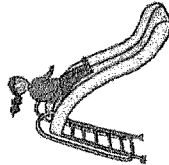
a-e




e-e*



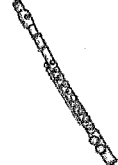
i-e



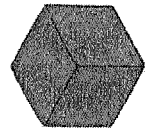
o-e



u-e



u-e



*even

ue, aw, wh, ph, ew

Read and Race



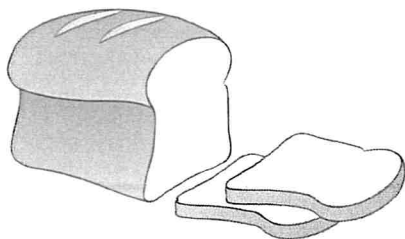
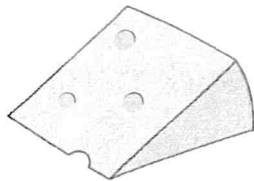
Instructions

1. Roll the dice.
2. Sound out to blend the word you land on.
3. Who will finish first?

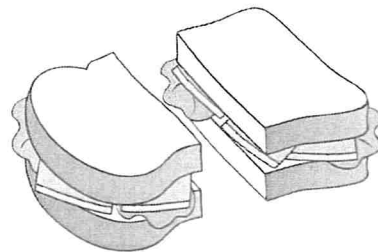
Sandwich making

You will need:

- bread
- butter
- salad
- cheese



- 1 Get two slices of bread.
- 2 Butter each slice of bread on one side.
- 3 Put the salad and the cheese on one slice.
- 4 Place the other slice of bread on top.
- 5 Cut the sandwich in half.
- 6 Enjoy eating your sandwich!



Copy the right answer.

Q1 How many slices of bread do you need? _____.

one two three

Q2 What do you put in the sandwich? _____.

cheese salad salad and cheese

Q3 When do you eat the sandwich? _____.



When the bread has butter on it.

When the cheese is added.

After the sandwich is cut in half.

The Three Billy Goats Gruff

The three Billy Goats Gruff had eaten all the leaves.
They were getting very hungry.



Judy and the Martian


It was the middle of the night when the rocket landed in the supermarket car park. The engine had failed. The hatch opened and the Martian peered out. A Martian, I should tell you, has webbed feet, green skin and eyes on the ends of horns like a snail. This one, who was three hundred and twenty-seven years old, wore a red jersey.

He said, "Bother!" He had only passed his driving test the week before and was already losing his way.

He was also an extremely nervous person, and felt the cold badly. He shivered. A car hooted and he scuttled behind a rubbish bin.

It began to rain. He wrapped himself in a newspaper but the rain soon came through that. And then he saw that a sliding door into the back of the supermarket had been left a little bit open, just enough for him to wriggle through.

Penelope Lively



Tick (✓) the true sentences. Cross (X) the false sentences.

Q1 The rocket landed during the day.

☐

Q2 The rocket landed in a supermarket car park.

☐

Q3 The Martian was 127 years old.

☐

Q4 The Martian was very hot.

☐


Q5 It started to rain.

☐

Lists


We can use commas to separate things in a list.

- Read this sentence.
- Circle the commas.




A comma

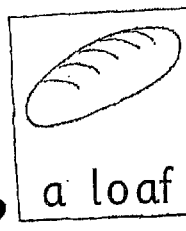
At the supermarket I bought




two tins of beans



six eggs



a loaf



and a melon

- Write the lists.



a snake



a crocodile



a lizard

In Australia I saw



Italy



France



Spain

We went to



a sandwich



a banana



an apple



a cake

For lunch I ate



- Write sentences which list:
 - people in your family.
 - some of your toys.

What separates the last two things in a list?



Teachers' note Introduce the activity by making lists of everyday objects. The children can put large commas (cut from black paper) between the objects. Point out that there is no comma before the last thing in a list – instead, the word 'and' is used. Provide 'and' and 'full stop' cards.

Developing Literacy
Sentence Level Year 2
© A & C Black

Find the mistakes

- Help Lisa to correct her writing.
- Underline the mistakes.



Yesterday it were my brother's birthday. She had a party. We all playing games. Then we have tea. We eaten pizza and drank orange juice. My brother opening her presents. After that he blowed out the candles. His friends sing "Happy birthday to you".




- Write Lisa's story correctly.

Teachers' note The children should have completed pages 10–35 before they attempt this activity. It can be used to assess the children's learning.

Developing Literacy
Sentence Level Year 2
© A & C Black

The question-finder

- Help the question-finder to catch all the questions.
- Read the sentences.
- Write the questions in the brief-case.



Would you like a biscuit?

I have a new coat.

Did you buy it in the sale?

Yes please - I'd like a chocolate biscuit.

Who is going to make the tea?

Polly will put the kettle on.

I think it is going to snow.

Do you think it will rain today?

What time is it?

It is eight o'clock.



- Write four questions which you have heard at school.
- Put a question mark at the end of each question.



Teachers' note Ask the children how they can tell when a sentence is a question. Can they tell without seeing the question mark? How? Say some sentences and ask the children to indicate when they hear a question.